



### Inspection Report

Dan Moulton  
976 14th Avenue S W  
Rochester, MN 55902

Customer ID: **2401**  
Certificate: **41-B-0239**  
Site: 001  
DAN MOULTON

Type: ROUTINE INSPECTION  
Date: 25-SEP-2019

#### 2.40(a)(2)

##### **ATTENDING VETERINARIAN AND ADEQUATE VETERINARY CARE (DEALERS AND EXHIBITORS).**

Authority of attending veterinarian: The current treatment protocol for eye infection and abscess problems with oxytetracycline was obtained from a consulting veterinarian that does not visit the facility. The dose and frequency being used do not match the written literature that the facility has on hand. We contacted the local veterinarians that visit the facility and could not verify that the current dose and frequency in use (which is less than the literature recommendation) is adequate for the conditions being treated. The licensee must ensure that the attending veterinarian that has formally agreed to make regularly scheduled visits to the facility is aware of consultant recommendations and prior to beginning consultant-recommended medications the attending veterinarian has been given the authority to oversee the treatment of the animals at the facility.

Correction: Work with the attending veterinarian and obtain and follow clear treatment instructions for the oxytetracycline and ensure that treatment protocols are approved by the attending veterinarian.

Correct and clarify prior to further use of oxytetracycline.

#### **2.40(b)(3) DIRECT REPEAT**

##### **ATTENDING VETERINARIAN AND ADEQUATE VETERINARY CARE (DEALERS AND EXHIBITORS).**

There were 29 animals that we observed that the facility had identified and were treating (mostly for eye conditions) prior to inspection; however there were four females (in enclosures 146A, 107A, 106C, and 119A) that had collars embedded in their neck tissue. The licensee removed their collars and the skin was eroded, there was matted hair and open lesions with visible redness and a pale liquid/granular discharge that was seen in the lesions. These conditions were chronic serious conditions that were pointed out to the licensee during the inspection. The facility must have the attending veterinarian see these animals to ensure that proper treatment is given to prevent pain or worsening problems. A method of daily observations must be made that can prevent these type of collar injuries in the chinchillas.

#### **Prepared By:**

WELCH SCOTT, D V M     USDA, APHIS, Animal Care

**Date:**  
26-SEP-2019

**Title:** VETERINARY MEDICAL OFFICER 6046

#### **Received By:**

DAN MOULTON

**Date:**  
26-SEP-2019

**Title:** OWNER  
20-06068\_000039



### Inspection Report

---

Non-direct non-compliances:

-Four chinchillas had eye problems that had not been noticed previous to inspection. They had squinting eyes, mild swelling and some pale discharge and some had some crusting around the eye. The licensee added enclosure tags that indicate that these need to be on the treatment protocol. Ensure that daily observations are continually improved to find and treat these animals per the attending veterinarian's instructions.

-A juvenile chinchilla (the smaller of triplets housed in 78B) was missing hair on its nose and the skin had some scabs. This condition had not been identified by the facility and does not appear to be a recent injury/acquired condition and still needs to be communicated to the attending veterinarian to see if further evaluation or any treatment is needed. Ensure daily observations are improved to find and report these types of conditions to the attending veterinarian promptly.

**3.125(a) REPEAT**

**FACILITIES, GENERAL.**

The licensee pointed out and demonstrated that many enclosures are being replaced/repared as a routine practice, however; four chinchilla enclosures were in disrepair during the time of inspection and dust boxes and feeders in the enclosures are in need of repair or need to be replaced:

-Three enclosures had holes in the floor with points exposed to the chinchillas. Some holes were large enough they could potentially get out. Note: The licensee moved the animals in these enclosures to other enclosures that did not have holes and points in them during the inspection.

-A young chinchilla was seen going through a hole in the feeder area into the neighboring enclosure. The young chinchilla went back to its mother and then the licensee repaired the hole to securely contain it.

-Multiple dust boxes had rust and rough edges; the licensee replaced 4 of the worst affected during inspection.

-Most of the feeders front edges have rusted to the extent that rough and sharp edges are exposed to the chinchillas.

Holes in enclosures, sharp points, and rusted dust boxes and feeder edges could cause injury to the chinchillas. Ensure that items and enclosures are repaired or replaced to protect the health of the chinchillas.

This inspection and exit interview were conducted with the licensee.

---

**Prepared By:**

WELCH SCOTT, D V M     USDA, APHIS, Animal Care

**Date:**  
26-SEP-2019

**Title:** VETERINARY MEDICAL OFFICER 6046

**Received By:**

DAN MOULTON

**Date:**  
26-SEP-2019

**Title:** OWNER  
20-06068\_000040



## Inspection Report

---

### Additional Inspectors

Moore Chad, Animal Care Inspector

---

### Prepared By:

WELCH SCOTT, D V M    USDA, APHIS, Animal Care

**Date:**  
26-SEP-2019

**Title:** VETERINARY MEDICAL OFFICER 6046

### Received By:

DAN MOULTON

**Date:**  
26-SEP-2019

**Title:** OWNER  
20-06068\_000041



### Species Inspected

Cust No	Cert No	Site	Site Name	Inspection
2401	41-B-0239	001	DAN MOULTON	25-SEP-19

Count	Scientific Name	Common Name
000448	<i>Chinchilla lanigera</i>	CHINCHILLA (DOMESTICATED)
<b>000448</b>	<b>Total</b>	



CFR : 3.125(a)

---

**Photographer:** SCOTT WELCH

**Date and Time:** 25-SEP-19

**Inspection No:** 2016082569612273

**Description:**

Close-up of rusted hole in dust box with edges exposed to animal.

**Certificate:** 41-B-0239

**Legal Name:**

**DAN MOULTON**



CFR : 3.125(a)

---

**Photographer:** SCOTT WELCH

**Date and Time:** 25-SEP-19

**Inspection No:** 2016082569612273

**Description:**

Feeder with rusted and rough edges; similar to most of feeders in facility.

**Certificate:** 41-B-0239

**Legal Name:**

**DAN MOULTON**



CFR : 3.125(a)

---

**Photographer: SCOTT WELCH**

**Date and Time: 25-SEP-19**

**Inspection No: 2016082569612273**

**Description:**

Broken wires in enclosure floor that was housing chinchilla during inspection  
(licensee immediately moved chinchilla to a safe enclosure).

**Certificate: 41-B-0239**

**Legal Name:**

**DAN MOULTON**



CFR : 3.125(a)

---

**Photographer:** SCOTT WELCH

**Date and Time:** 25-SEP-19

**Inspection No:** 2016082569612273

**Description:**

Looking up at broken wires in enclosure floor that was housing chinchilla during inspection (licensee immediately moved chincilla to a safe enclosure).

**Certificate:** 41-B-0239

**Legal Name:**

**DAN MOULTON**





CFR : 3.125(a)

---

**Photographer:** SCOTT WELCH

**Date and Time:** 25-SEP-19

**Inspection No:** 2016082569612273

**Description:**

Feeder with rusted and rough edges; similar to most of feeders in facility.

**Certificate:** 41-B-0239

**Legal Name:**

**DAN MOULTON**



CFR : 3.125(a)

---

**Photographer:** SCOTT WELCH

**Date and Time:** 25-SEP-19

**Inspection No:** 2016082569612273

**Description:**

Broken wires in back part of enclosure floor and by block that was housing chinchilla during inspection (licensee immediately moved chinchilla to a safe enclosure).

**Certificate:** 41-B-0239

**Legal Name:**

**DAN MOULTON**



CFR : 3.125(a)

---

**Photographer: SCOTT WELCH**

**Date and Time: 25-SEP-19**

**Inspection No: 2016082569612273**

**Description:**

Broken wires in enclosure floor that was housing chinchilla during inspection  
(licensee immediately moved chinchilla to a safe enclosure).

**Certificate: 41-B-0239**

**Legal Name:**

**DAN MOULTON**



CFR : 3.125(a)

---

**Photographer:** SCOTT WELCH

**Date and Time:** 25-SEP-19

**Inspection No:** 2016082569612273

**Description:**

Grey chinchilla mother on right (43A) had young chinchilla that was crossing over to white chinchilla on left (43B) through hole by feeder.

**Certificate:** 41-B-0239

**Legal Name:**

**DAN MOULTON**



CFR : 3.125(a)

---

**Photographer: SCOTT WELCH**

**Date and Time: 25-SEP-19**

**Inspection No: 2016082569612273**

**Description:**

Hole that young chinchilla was using to go through feeder area to neighboring enclosure.

**Certificate: 41-B-0239**

**Legal Name:**

**DAN MOULTON**



CFR : 3.125(a)

---

**Photographer: SCOTT WELCH**

**Date and Time: 25-SEP-19**

**Inspection No: 2016082569612273**


**Description:**

Hole that young chinchilla was using to go through feeder area to neighboring enclosure.

**Certificate: 41-B-0239**

**Legal Name:**

**DAN MOULTON**



CFR : 3.125(a)

---

**Photographer:** SCOTT WELCH

**Date and Time:** 25-SEP-19

**Inspection No:** 2016082569612273

**Description:**

Mother chinchilla 43A with young chinchilla and 43B; young was passing over through feeder hole to 43B. Young went back with mother and then licensee patched hole during inspection.

**Certificate:** 41-B-0239

**Legal Name:**

**DAN MOULTON**



CFR : 3.125(a)

---

**Photographer:** SCOTT WELCH

**Date and Time:** 25-SEP-19

**Inspection No:** 2016082569612273

**Description:**


Rusted hole in dust box with edges exposed to animal.

**Certificate:** 41-B-0239

**Legal Name:**

**DAN MOULTON**





CFR : 2.40(a)(2)

---

**Photographer: SCOTT WELCH**

**Date and Time: 25-SEP-19**

**Inspection No: 2016082569612273**

**Description:**

Syringe licensee showed us that uses for oxytetracycline, said gives each affected animal '1' which is 0.1 mL on these syringes. Licensee said that they treat on Saturdays. Also at one time said they sometimes they treat every other day.

**Certificate: 41-B-0239**

**Legal Name:**

**DAN MOULTON**



CFR : 2.40(a)(2)

---

**Photographer: SCOTT WELCH**

**Date and Time: 25-SEP-19**

**Inspection No: 2016082569612273**

**Description:**

Syringe licensee showed us that uses for oxytetracycline, said gives each affected animal '1' which is 0.1 mL on these syringes.

**Certificate: 41-B-0239**

**Legal Name:**

**DAN MOULTON**



CFR : 2.40(a)(2)

---

**Photographer: SCOTT WELCH**

**Date and Time: 25-SEP-19**

**Inspection No: 2016082569612273**

**Description:**

Male that we observed licensee treat; it was given about 0.1 mL Oxytet 100 orally.  
(animal has been on treatment protocol for undetermined amount of time).

**Certificate: 41-B-0239**

**Legal Name:**

**DAN MOULTON**



CFR : 2.40(a)(2)

---

**Photographer:** SCOTT WELCH

**Date and Time:** 25-SEP-19

**Inspection No:** 2016082569612273

**Description:**

Male that we observed licensee treat; it was given about 0.1 mL Oxytet 100 orally.  
(animal has been on treatment protocol for undetermined amount of time).

**Certificate:** 41-B-0239

**Legal Name:**

**DAN MOULTON**



CFR : 2.40(a)(2)

---

**Photographer: SCOTT WELCH**

**Date and Time: 25-SEP-19**

**Inspection No: 2016082569612273**

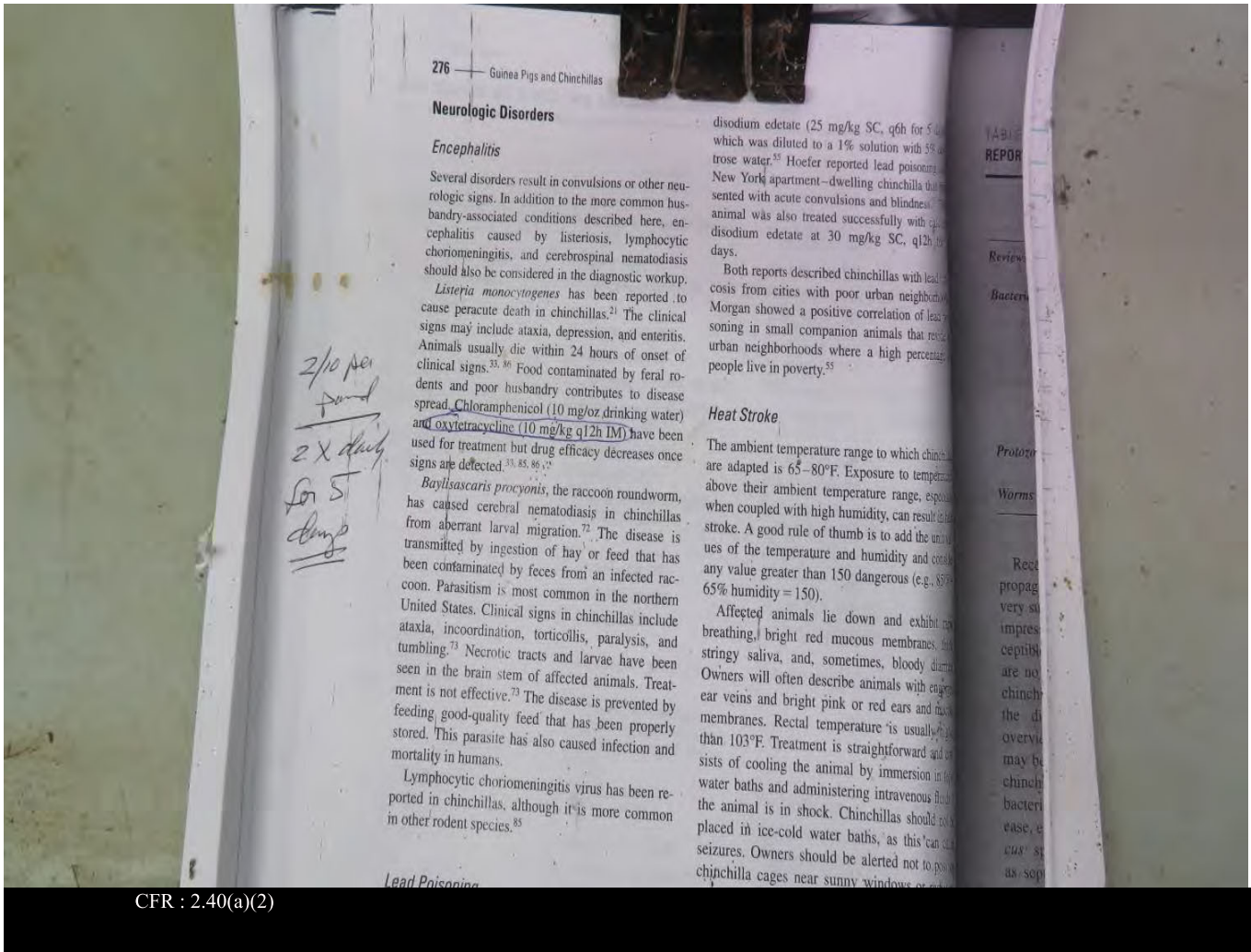
**Description:**

Product that facility has on hand and has been giving orally to chinchillas, reports giving 0.1 ml/cc once every Saturday or once every other day.

**Certificate: 41-B-0239**

**Legal Name:**

**DAN MOULTON**



CFR : 2.40(a)(2)

**Photographer: SCOTT WELCH**

**Date and Time: 25-SEP-19**

**Inspection No: 2016082569612273**

**Description:**

Textbook information that licensee thinks consulting veterinarian Dr. Feldman sent. Licensee said writing in margin might be his own. Recommended dose and frequency in literature provided doesn't match what facility protocol of giving about 10mg Oxytet by mouth once every 48h or every 7d.

**Certificate: 41-B-0239**

**Legal Name:**

**DAN MOULTON**

Chloramphenicol succinate	30-50 mg/kg q12h; SC, IM	30-50 mg/kg q12h; SC, IM
Chlortetracycline	—	50 mg/kg q12h; PO
Ciprofloxacin	5-15 mg/kg q12h; PO	5-15 mg/kg q12h; PO
Doxycycline	2.5 mg/kg q12h; PO	2.5 mg/kg q12h; PO
Enrofloxacin	2.5-10 mg/kg q12h; PO, SC, IM†	2.5-10 mg/kg q12h; PO, SC, IM†
Gentamicin	5-8 mg/kg total per d*; divided q8-24h; SC, IM, IV	5-8 mg/kg total per d*; divided q8-24h; SC, IM, IV
Metronidazole	20-40 mg/kg q12h; PO	20-40 mg/kg q12h; PO
Neomycin	30 mg/kg q24h; PO	15 mg/kg q12h; PO
Netilmicin	6-8 mg/kg total per d*; divided q8-24h; SC, IM, IV	6-8 mg/kg total per d*; divided q8-24h; SC, IM, IV
Oxytetracycline	—	50 mg/kg q12h; PO
Tetracycline	10-20 mg/kg q8h; PO	50 mg/kg q8-12h; PO
Trimethoprim-sulfadiazine	30 mg/kg q12-24h; SC	30 mg/kg q12-24h; SC
Trimethoprim-sulfamethoxazole	15 mg/kg q12h; PO	15-30 mg/kg q12h; PO
<b>Antifungal Agent</b>		
Griseofulvin	25 mg/kg q24h for 14-28 d; PO	25 mg/kg q24h for 28-40 d; PO
<b>Antiparasitic Agents</b>		
Amitraz	Prepare according to package directions and apply topically for 3-6 treatments given at 14-d intervals	—
Carbaryl 5% powder	Dust lightly once per wk	Dust lightly once per wk
Dimetridazole	—	0.8 mg/mL drinking water
Fenbendazole	20 mg/kg q24h for 5 d; PO	20 mg/kg q24h for 5 d; PO
Ivermectin	300-400 µg/kg; SC; repeat in 8-10 d	200-400 µg/kg; PO, SC; repeat in 8-10 d
Lime sulfur (2.5% solution)	Apply once per wk for 4-6 wk	—
Lindane (0.03% solution)	Dip once per wk for 3 wk	—
Malathion	Dip every 10 d for 3 wk	—
Piperazine adipate	4-7 mg/mL drinking water for 3-10 d	500 mg/kg q24h for 2 d; PO
Piperazine citrate	10 mg/mL drinking water for 7 d; then off for 7 d	100 mg/kg q24h for 2 d; PO

CFR : 2.40(a)(2)

**Photographer: SCOTT WELCH**

**Date and Time: 25-SEP-19**

**Inspection No: 2016082569612273**

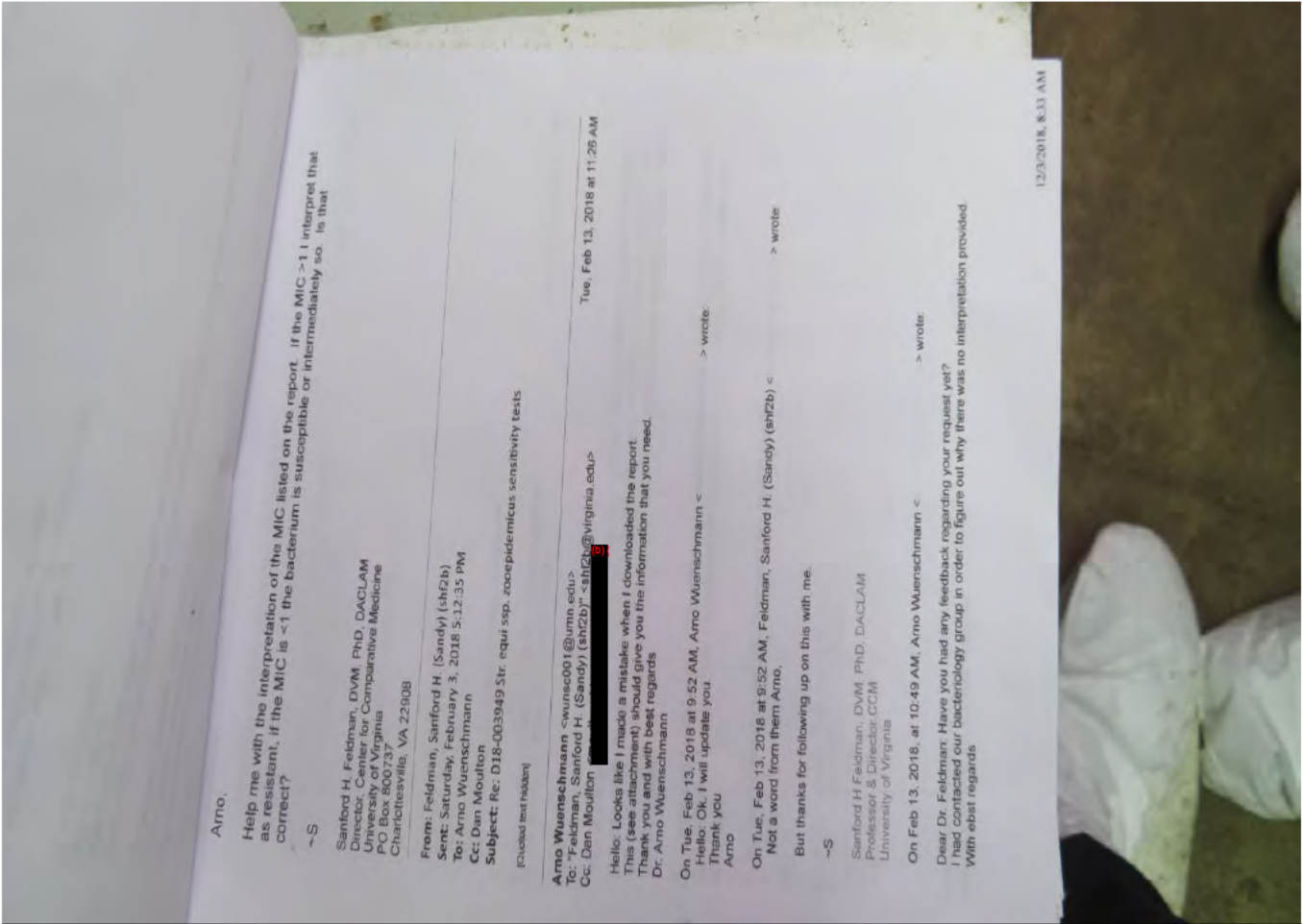
**Description:**

Textbook information that licensee thinks consulting veterinarian Dr. Feldman sent. Licensee said writing in margin might be his own. Recommended dose and frequency in literature provided doesn't match what facility protocol of giving about 10mg Oxytet by mouth once every 48h or every 7d.

**Certificate: 41-B-0239**

**Legal Name:**

**DAN MOULTON**



CFR : 2.40(a)(2)

**Photographer: SCOTT WELCH**

**Date and Time: 25-SEP-19**

**Inspection No: 2016082569612273**

**Description:**

Consulting veterinarian's advice for facility based on antibiotic testing results from a lab.

**Certificate: 41-B-0239**

**Legal Name:**

**DAN MOULTON**



CFR : 2.40(a)(2)

D18-003949chinchillaSzoopidemiusensivity.pdf  
365K

Feldman, Sanford H. (Sandy) (ehf2b) <shf2b@virginia.edu>  
To: Arno Wuenschmann <arnow@virginia.edu>  
Cc: Dan Moulton <dmoulton@virginia.edu>

Tue, Feb 13, 2018 at 11:59 AM

Thanks Arno,

Dan your isolate is resistant to gentamicin.

-S

Sanford H. Feldman, DVM, PhD, DACLAM  
Professor and Director, CCM  
University of Virginia  
[blacked text]  
<D18-003949chinchillaSzoopidemiusensivity.pdf>

Feldman, Sanford H. (Sandy) (ehf2b) <shf2b@virginia.edu>

To: Dan Moulton <dmoulton@virginia.edu>

Dan,

Mon, Apr 23, 2018 at 3:21 PM

This is the antibiogram results Arno sent me. It shows that your *Streptococcus* is resistant to tetracycline, and there are no results for chlorotetracycline which is what is in the granules. So I can't say that it would work, and likely it won't work since chlorotetracycline is very similar to tetracycline.

Chinchillas can't take many of the antibiotics on this list since it would cause gut imbalance and kill them. They can take oxytetracycline, doxycycline, minocycline, erythromycin and novobiocin.

If you can purchase your best chance is the oxytetracycline.

-S

Sanford H. Feldman, DVM, PhD, DACLAM  
Director, Center for Comparative Medicine  
University of Virginia  
PO Box 800737  
Charlottesville, VA 22908

From: Arno Wuenschmann <

Sent: Tuesday, February 13, 2018 12:26 PM

12/23/2018, 8:33 AM

Photographer: SCOTT WELCH

Date and Time: 25-SEP-19

Inspection No: 2016082569612273

Description:

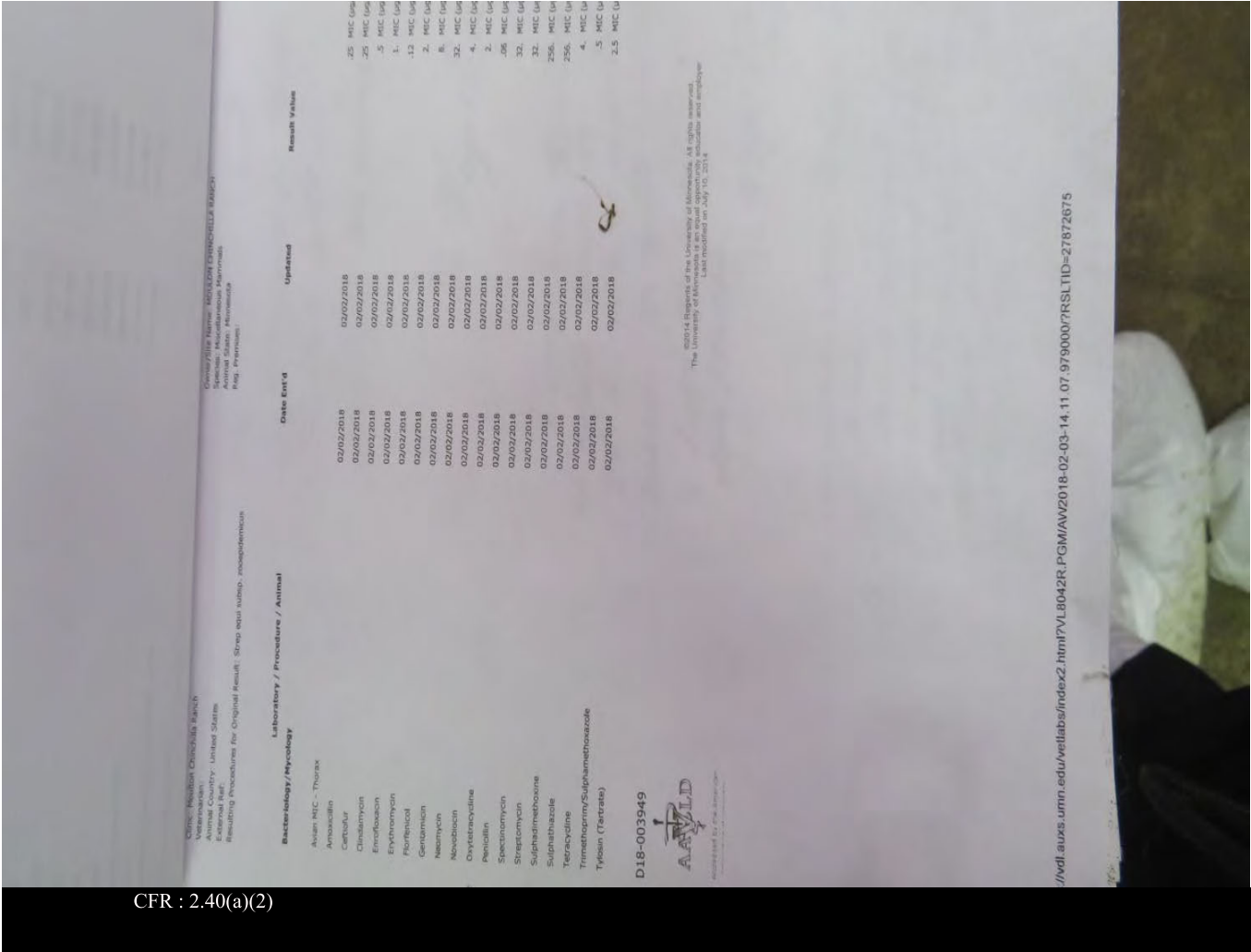
Consulting veterinarian's advice for facility based on antibiotic testing results from a lab.

Certificate: 41-B-0239

Legal Name:

DAN MOULTON





CFR : 2.40(a)(2)

**Photographer: SCOTT WELCH**

**Date and Time: 25-SEP-19**

**Inspection No: 2016082569612273**

**Description:**

Part of lab results for bacteria susceptibility testing that facility had submitted.

**Certificate: 41-B-0239**

**Legal Name:**

**DAN MOULTON**

chinchilla ranch on  
 July 7, 2018 + inspect  
 suspected animals for health  
 certificate & looked over  
 facility + other animals.

Dr. Wayne Ode  
 D.V.M.

I was on Dan Moulton's  
 chinchilla ranch on  
 Oct. 8, 2018 & inspected  
 animals for health certificate  
 & looked over facility &  
 other animals.

Dr. Wayne Ode  
 D.V.M.

... seems illiterate at this  
 time.  
 - I am less experienced with +  
 poor doing animals (copy the) bills  
 & has Robert, Robert's reference  
 . diet that seems to be addressing  
 the problem  
 (over)

Signature of Accredited Veterinarian: \_\_\_\_\_

V.P.D.

CFR : 2.40(a)(2)

**Photographer:** SCOTT WELCH  
**Date and Time:** 25-SEP-19  
**Inspection No:** 2016082569612273  
**Description:**  
 Attending veterinarian's most recent visit notes.

**Certificate:** 41-B-0239  
**Legal Name:**  
**DAN MOULTON**

- discussed: why injective  
 within unit  
 protocol for pussy eggs  
 vaccination  
 outbreak of breeding females.

Dr. Wayne Oke MM  
 507-259-5100

2-11-2018

- wanted to inspect work & register  
 - change indicator from parvovirus  
 to leptospirosis

- Dan is patient in giving  
 injections & treating his wounds  
 with antibiotics

- stop injections

- Dan stays on treating  
 all the animals with butam  
 for 5 days & retreat every  
 animals with every eye for  
 additional 7 days.

- vaccination seems adequate at this  
 time.

- Dan has experienced death &  
 poor down animals (at the) table  
 & has started feeding & support  
 diet that seems to be address  
 the problem.

(over)

Signature of Accredited Veterinarian: \_\_\_\_\_

CFR : 2.40(a)(2)

**Photographer:** SCOTT WELCH  
**Date and Time:** 25-SEP-19  
**Inspection No:** 2016082569612273  
**Description:**  
 Attending veterinarian's most recent visit notes.

**Certificate:** 41-B-0239  
**Legal Name:**  
**DAN MOULTON**

CFR : 2.40(a)(2)

Chosen Valley Veterinary Clinic  
115 S. MAIN  
CHATFIELD, MN 55923  
(507)867-3610  
FAX: (507)867-9115  
cvvet@qwestoffice.net

History of Transactions  
DAN/SUE MOULTON  
4/26/2019 to 4/30/2019  
Location: 1 - Chosen Valley Vet Clinic

DAN/SUE MOULTON  
32846 CTY, S  
CHATFIELD, MN 55923

Date	Open	Hosp	Drif	Animal	Code	Qty	Description	Amount
4/15/2019	No	1	6	CHIRCHILLAS	300		Beginning Balance	50.00
4/15/2019	No	1	6	CHIRCHILLAS	204		1 Farm Call-Alder 2:00 PM	\$35.00
							1 HEALTH CERTIFICATE	\$20.00
							Daily Total:	\$55.00
4/26/2019	No	1	9	*	2		Check Payment: #422A	(\$55.00)
							Daily Total:	(\$55.00)
							Ending Balance:	50.00

**Photographer:** SCOTT WELCH  
**Date and Time:** 25-SEP-19  
**Inspection No:** 2016082569612273  
**Description:**

Local veterinary clinic that did the most recent walk-through at the facility, however said that oxytet was discussed but a clear protocol wasn't established.

**Certificate:** 41-B-0239  
**Legal Name:**  
DAN MOULTON



CFR : 2.40(b)(3)

---

**Photographer: SCOTT WELCH**

**Date and Time: 25-SEP-19**

**Inspection No: 2016082569612273**

**Description:**

Male that wasn't on treatment yet, its right eye was squinting and he had some crusting and light discharge.

**Certificate: 41-B-0239**

**Legal Name:**

**DAN MOULTON**



CFR : 2.40(b)(3)

---

**Photographer: SCOTT WELCH**

**Date and Time: 25-SEP-19**

**Inspection No: 2016082569612273**

**Description:**

Female with eartag 805's right eye; not on treatment prior to inspection; right eye was squinting while in cage; mild discharge and crusting seen.

**Certificate: 41-B-0239**

**Legal Name:**

**DAN MOULTON**





CFR : 2.40(b)(3)

---

**Photographer: SCOTT WELCH**

**Date and Time: 25-SEP-19**

**Inspection No: 2016082569612273**

**Description:**

Female with eartag 805's right eye; not on treatment prior to inspection; right eye was squinting while in cage; mild discharge and crusting seen.

**Certificate: 41-B-0239**

**Legal Name:**

**DAN MOULTON**



CFR : 2.40(b)(3)

---

**Photographer: SCOTT WELCH**

**Date and Time: 25-SEP-19**

**Inspection No: 2016082569612273**

**Description:**

Female with eartag 805's right eye; not on treatment prior to inspection; right eye was squinting while in cage; mild discharge and crusting seen.

**Certificate: 41-B-0239**

**Legal Name:**

**DAN MOULTON**



CFR : 2.40(b)(3)

---

**Photographer: SCOTT WELCH**

**Date and Time: 25-SEP-19**

**Inspection No: 2016082569612273**

**Description:**

Male housed in 59; his right eye had some crusting and discharge. Wasn't on treatment prior to inspection.

**Certificate: 41-B-0239**

**Legal Name:**

**DAN MOULTON**



CFR : 2.40(b)(3)

---

**Photographer:** SCOTT WELCH

**Date and Time:** 25-SEP-19

**Inspection No:** 2016082569612273

**Description:**

Male housed in 59; his left eye had some crusting and discharge. Wasn't on treatment prior to inspection.

**Certificate:** 41-B-0239

**Legal Name:**

**DAN MOULTON**



CFR : 3.125(a)

---

**Photographer:** SCOTT WELCH

**Date and Time:** 25-SEP-19

**Inspection No:** 2016082569612273

**Description:**

Cageside observation of right eye on chinchilla in 39B that wasn't on treatment yet; squinting, discharge and crusting present.

**Certificate:** 41-B-0239

**Legal Name:**

**DAN MOULTON**



---

**Photographer:** SCOTT WELCH  
**Date and Time:** 25-SEP-19  
**Inspection No:** 2016082569612273  
**Description:**  
39B chinchilla in middle enclosure.

**Certificate:** 41-B-0239  
**Legal Name:**  
DAN MOULTON



CFR : 2.40(b)(3)

---

**Photographer: SCOTT WELCH**

**Date and Time: 25-SEP-19**

**Inspection No: 2016082569612273**

**Description:**

Nose on juvenile (smaller one of triplets in 78B) that was had hair loss, crusting/scabs on nose; issue pointed out to licensee during inspection.

**Certificate: 41-B-0239**

**Legal Name:**

**DAN MOULTON**



CFR : 2.40(b)(3)

---

**Photographer: SCOTT WELCH**

**Date and Time: 25-SEP-19**

**Inspection No: 2016082569612273**

**Description:**

Female with ear tag 805's left eye; not on treatment prior to inspection; hair around left eye had some crusting around it.

**Certificate: 41-B-0239**

**Legal Name:**

**DAN MOULTON**





CFR : 2.40(b)(3)

---

**Photographer:** SCOTT WELCH

**Date and Time:** 25-SEP-19

**Inspection No:** 2016082569612273

**Description:**

Female housed under tag 146A; close-up image during cageside observations prior to confirming the collar was embedded.

**Certificate:** 41-B-0239

**Legal Name:**

**DAN MOULTON**



CFR : 2.40(b)(3)

---

**Photographer: SCOTT WELCH**

**Date and Time: 25-SEP-19**

**Inspection No: 2016082569612273**

**Description:**

Female housed under tag 146A; cageside observation prior to confirming that the collar was embedded; reddened area on top of neck is visible.

**Certificate: 41-B-0239**

**Legal Name:**

**DAN MOULTON**



CFR : 2.40(b)(3)

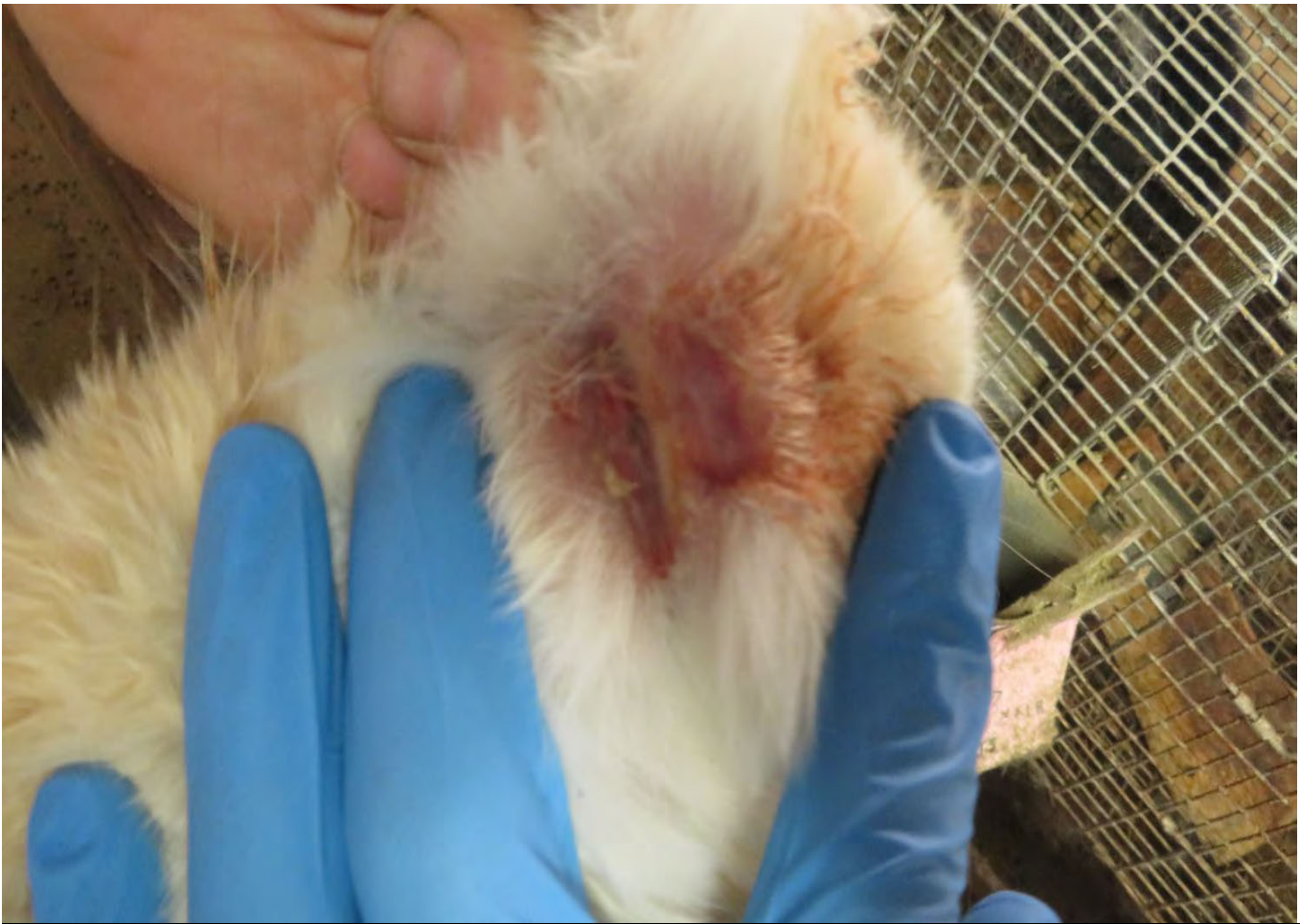
---

**Photographer:** SCOTT WELCH  
**Date and Time:** 25-SEP-19  
**Inspection No:** 2016082569612273

**Certificate:** 41-B-0239  
**Legal Name:**

**Description:**  
Top of neck of female housed under tag 146A after embedded collar was removed,  
eroded skin, discharge visible.

**DAN MOULTON**



CFR : 2.40(b)(3)

---

**Photographer: SCOTT WELCH**

**Date and Time: 25-SEP-19**

**Inspection No: 2016082569612273**

**Description:**

Top of neck of female housed under tag 146A after embedded collar was removed, eroded skin, discharge visible.

**Certificate: 41-B-0239**

**Legal Name:**

**DAN MOULTON**



CFR : 2.40(b)(3)

---

**Photographer:** SCOTT WELCH  
**Date and Time:** 25-SEP-19  
**Inspection No:** 2016082569612273

**Description:**  
Embedded collar that was removed from female housed under tag 146A.

**Certificate:** 41-B-0239  
**Legal Name:**

**DAN MOULTON**



CFR : 2.40(b)(3)

---

**Photographer: CHAD MOORE**

**Date and Time: 25-SEP-19**

**Inspection No: 2016082569612273**

**Description:**

Area under neck on female chincilla housed in 107A, right after embedded collar removed by licensee; matted hair and eroded skin visible.

**Certificate: 41-B-0239**

**Legal Name:**

**DAN MOULTON**



CFR : 2.40(b)(3)

---

**Photographer: CHAD MOORE**

**Date and Time: 25-SEP-19**

**Inspection No: 2016082569612273**

**Description:**

Area under neck on female chinchilla housed in 107A after embedded collar removed; matted hair, eroded skin, pale liquid and granular discharge visible with areas of reddened skin.

**Certificate: 41-B-0239**

**Legal Name:**

**DAN MOULTON**



CFR : 2.40(b)(3)

---

**Photographer: CHAD MOORE**

**Date and Time: 25-SEP-19**

**Inspection No: 2016082569612273**

**Description:**

Area under neck on female chinchilla housed in 107A after embedded collar removed; matted hair, eroded skin, pale liquid and granular discharge visible with areas of reddened skin.

**Certificate: 41-B-0239**

**Legal Name:**

**DAN MOULTON**





CFR : 2.40(b)(3)

---

**Photographer: CHAD MOORE**

**Date and Time: 25-SEP-19**

**Inspection No: 2016082569612273**

**Description:**

Collars removed from female chinchillas in 107A and 106C.

**Certificate: 41-B-0239**

**Legal Name:**

**DAN MOULTON**



CFR : 2.40(b)(3)

---

**Photographer: CHAD MOORE**

**Date and Time: 25-SEP-19**

**Inspection No: 2016082569612273**

**Description:**

Female chinchilla housed in 106C after embedded collar removed; top of neck has eroded skin, matted hair, discharge and reddened areas.

**Certificate: 41-B-0239**

**Legal Name:**

**DAN MOULTON**



CFR : 2.40(b)(3)

---

**Photographer: CHAD MOORE**

**Date and Time: 25-SEP-19**

**Inspection No: 2016082569612273**

**Description:**

Female chinchilla housed in 106C after embedded collar removed; top of neck has eroded skin, matted hair, discharge and reddened areas.

**Certificate: 41-B-0239**

**Legal Name:**

**DAN MOULTON**



CFR : 2.40(b)(3)

---

**Photographer: CHAD MOORE**

**Date and Time: 25-SEP-19**

**Inspection No: 2016082569612273**

**Description:**

Female chinchilla housed in 106C after embedded collar removed; top of neck has eroded skin, matted hair, discharge and reddened areas.

**Certificate: 41-B-0239**

**Legal Name:**

**DAN MOULTON**



CFR : 2.40(b)(3)

---

**Photographer:** CHAD MOORE

**Date and Time:** 25-SEP-19

**Inspection No:** 2016082569612273

**Description:**

Female chinchilla housed in 106C after embedded collar removed; top of neck has eroded skin, matted hair, discharge and reddened areas.

**Certificate:** 41-B-0239

**Legal Name:**

**DAN MOULTON**



CFR : 2.40(b)(3)

---

**Photographer: CHAD MOORE**

**Date and Time: 25-SEP-19**

**Inspection No: 2016082569612273**

**Description:**

Top of neck of female chinchilla housed in 119A after collar was removed; area has matted hair, eroded skin, reddened skin and liquid/granular pale discharge.

VMO could note a putrid odor as well.

**Certificate: 41-B-0239**

**Legal Name:**

**DAN MOULTON**



CFR : 2.40(b)(3)

---

**Photographer: CHAD MOORE**

**Date and Time: 25-SEP-19**

**Inspection No: 2016082569612273**

**Description:**

Top of neck of female chinchilla housed in 119A after collar was removed; area has matted hair, eroded skin, reddened skin and liquid/granular pale discharge.

VMO could note a putrid odor as well.

**Certificate: 41-B-0239**

**Legal Name:**

**DAN MOULTON**



CFR : 2.40(b)(3)

---

**Photographer: CHAD MOORE**

**Date and Time: 25-SEP-19**

**Inspection No: 2016082569612273**

**Description:**

Bottom of neck of female chinchilla housed in 119A after collar was removed; matted hair, eroded skin seen. VMO could note a putrid odor as well.

**Certificate: 41-B-0239**

**Legal Name:**

**DAN MOULTON**





CFR : 2.40(b)(3)

---

**Photographer: CHAD MOORE**

**Date and Time: 25-SEP-19**

**Inspection No: 2016082569612273**

**Description:**

Bottom of neck of female chinchilla housed in 119A after collar was removed; matted hair, eroded skin seen. VMO could note a putrid odor as well.

**Certificate: 41-B-0239**

**Legal Name:**

**DAN MOULTON**



---

**Photographer: CHAD MOORE**

**Date and Time: 25-SEP-19**

**Inspection No: 2016082569612273**

**Description:**

Collar that was on female housed in 119A.

**Certificate: 41-B-0239**

**Legal Name:**

**DAN MOULTON**